

San Bernardino County 4-H Horsemastership Program

Revised 1/23



Table of Contents

SECTION I	
Introduction.....	3
Levels of Participation	4
Level 1.....	4
SECTION II	
4-H Horsemastership Guidelines	5
Horsemastership Rules	5-6
Dress	6
Tack	6
4-H Safety Precautions	7
Written examination	8
Stations	8
Awards	8
SECTION III	
Level 1	9
Equitation Pattern – level 1	10
Obstacle Pattern – level 1	11
ENTRY FORM	12

SECTION 1

SAN BERNARDINO COUNTY HORSEMASTERSHIP PROGRAM INTRODUCTION

The Horsemastership Program is designed to:

- Help 4-H members gain more from their 4-H experience
- Make the 4-H horse and pony project more interesting
- Help 4-H members learn more about horses and horsemastership in an orderly manner
- Help 4-H members to improve their ability to care for, handle and ride horses
- Let 4-H members progress according to the time and effort they put into the program

The Horsemastership Program levels outlined in this publication are to serve as a guide to the 4-H member and leader. The program can be used in developing instructions for project meetings and in evaluating the member's progress. These levels will be helpful in establishing goals and objectives in the 4-H Horse and Pony project.

Emphasis is on basic skills and safety needed to become a confident and accomplished horse person. Members may progress at their own pace. They will not be in competition with other members. Members will be evaluated upon their knowledge and abilities in horsemanship. Members do not have to begin with level #1 if their abilities and skills are above that level. A level may be completed in one year or it may take longer. The member in consultation with the leader and parents should determine speed of completing various levels. The levels progress with increased skills and knowledge needed for each higher level. Under this program the member may advance through five levels. Once a gold medal has been earned, member must move up to the next level.

To be eligible to take part in the Horsemastership Program the member must be currently enrolled as a member in good standing in the Horse and Pony project and the horse or pony shown must be the project of the exhibitor for at least sixty (60) days prior to the Horsemastership competition entered.

Horseless members participate in the exam and grooming sections only. Horseless members may be given the option of using a stick horse to complete the equitation and obstacle portion (passed on available time) but will not be judged. Horseless members are not eligible for medals, but may move on to the next level as long as they receive at least blue or red.

SAN BERNARDINO COUNTY HORSEMASTERSHIP PROGRAM

LEVELS OF PARTICIPATION

4-H members shall strive to progress through levels of competence, gaining in knowledge and skill.

LEVEL I

This level is for beginner, walk/trot members and will give members the basic skills, knowledge and confidence to ride and handle a horse. Member should have knowledge of the parts of the horse, saddle, bridle, safety, breeds, color patterns, and horse markings.

- I. Examination (written)
- II. Grooming
- III. Showmanship
- IV. Equitation
- V. Obstacles

SECTION II

HORSEMASTERSHIP RULES

GENERAL

1. For information not specifically covered in this Horsemastership book, the San Bernardino county 4-H Horse Show Rule Book will be used as a guideline.
2. Horsemastership is open to all 4-H members currently enrolled as a member in good standing in the Horse and Pony project. Horse or pony must be a project of the member at least sixty (60) days prior to the event and may not be shown by more than three (3) exhibitors at one Horsemastership event.
3. Exhibitors are responsible for knowledge of all event rules. It is the responsibility of the project leader to make sure that all exhibitors receive the information related to their level. Presentation of a signed entry form shall be deemed acceptance of these rules and in the event of failure to sign the entry form, entry into the show ring by an exhibitor shall be deemed to be an acceptance of said rules.
4. Any and all decisions of the judge(s) are final.
5. All horses and ponies must be shown according to their breed specifications.
6. Stallions of any age are prohibited.
7. Any cruelty, abuse or inhumane treatment of a horse by any person before, during, or after an event (such as whipping, use of too severe bit causing bleeding, etc.) may result in disqualification of the participant. This shall be at the discretion of the show committee.
8. Showmanship is to be judged strictly on the participant's ability to fit and show a horse or pony at halter. Conformation of the animal shall not count; grooming and fitting does. The exhibitor shall be neat and clean, well-groomed, 4-H uniform is recommended, and boots are required. The halter and lead rope or bridle shall be neat, clean and fit the animal properly. Silver shall not count over non-silver tack. Whips may not be used for showmanship.
9. Exhibitors are required to care for, prepare for showing, and show their own animals. No adult may groom, saddle, bridle, lead, warm-up, or otherwise get the horse ready for showing unless safety to a 4-her is apparent (small child, large horse). Unruly horses may be removed from the show. **ADULTS (INCLUDING TRAINERS) MAY NOT RIDE EXHIBITOR'S ANIMALS AT A 4-H HORSE SHOW OR HORSEMASTERSHIP.**
10. In the event of death or injury of a horse or pony, it will be the discretion of the leader to waive the 60-day rule. The horse project leader must give proof from a veterinarian to the Horsemastership Committee.
11. Coaching from the rail will not be permitted while the class is in the arena. Participant may be disqualified. Any person coaching will be asked to leave.
12. Any unsportsmanlike conduct on the part of the parents, leaders, or members may result in removal from the premises for the remainder of the event. Members may have their award revoked due to unsportsmanlike conduct.

13. Failure to respond to the Show Office during the event in a timely manner could affect the participant's award standings.
14. The use of intoxicating substances, and/or attendance by ANYONE under the influence of such substances is prohibited.
15. **GAITED HORSES:** In the event a member is showing a gaited horse that doesn't perform the gait called for in the test, the member may substitute a gait of similar speed that the horse does perform. For example, a running walk may be substituted for a trot.

DRESS

Showmanship

Wearing the complete 4-H uniform is preferred, and consists of white, black or blue pants or breeches, long-sleeved white shirt or blouse, 4-H tie or scarf, 4-H hat, belt, and boots. Gloves are optional.

Western Riders

The complete 4-H uniform, or western shirt, pants or jeans, belt, tie and boots. Chaps, gloves and spurs are optional. ASTM/SEI approved helmet is required at all times while mounted.

English Riders

The complete 4-H uniform, or, for Hunt seat riders: Hunt coat, shirt, breeches, boots and ASTM/SEI approved helmet. For Saddle seat riders, an appropriate Saddle seat suit, boots and ASTM/SEI approved helmet. Gloves, crop, or whip and spurs of the un-rowled English type are optional.

TACK

Showmanship

Halter (if showing western) or bridle (if showing English) should be neat, clean and properly adjusted and should not detract from the horse. Horse shall be shown as per breed specifications.

Western: appropriate show halter, leather halter or nylon halter and lead shank.

Showing in a halter with a chain is acceptable. Chain may be shown over the nose or under the jaw.

English: The bridle must be appropriate for the style of breed (i.e. hunter bridle or full bridle) or a smooth plain leather halter with a lead shank. When showing in a bridle with a bit that has a solid mouthpiece, the rein should be left over the neck in a safe and neat position with a lead shank attached to the bit. If showing in a bit with a jointed mouthpiece, exhibitor shall hold the reins in their hands. No whips are to be used

Western

Any standard Western bit is allowed. A smooth, flat half-inch chain or leather may be used as part of the curb strap. A rawhide bosal, hackamore or snaffle bit may be used on junior horses (5 and under). The saddle should be of western type, serviceable, and fit the horse and rider. No mechanical hackamores will be allowed.

English

The bridle can be a Snaffle, Kimberwick, Pelham or full double bridle. The saddle should be of English type, serviceable and fit the horse and rider. No mechanical hackamore will be allowed.

4-H SAFETY PRECAUTIONS

This section outlines safety precautions intended to help prevent accidents to our members and families.

No attempt has been made to cover every eventuality. The extent to which a member may expose his/herself or others to danger depends largely on his/her training, experience, mental attitude and existing conditions.

THINK BEFORE ACTING IS THE PRIME REQUISITE FOR SAFETY!

Accidents are frequently the result of hurried, unconsidered acts or decisions not based on a thorough knowledge of the horse and its potential hazards. Members and their parents are expected to use all knowledge of horse safety for their protection and that of their fellow members. All leaders should observe all members and their riding habits. They should make corrections and give instructions that will tend to reduce the possibility of accidents.

The following precautions are important, without which we cannot teach members the concept of good horsemanship:

1. WALK horses outside of the arena.
2. DO NOT CROWD around the gates of the arena.
3. TIE A RED RIBBON on the tail of a horse or pony that kicks.
4. HORSES SHOULD NOT BE TIED TO FENCES OR RAILS or any place that could constitute a hazard. Members and their parents are responsible for their unattended horse or pony.
5. Wear boots or closed toe shoes are required around horses.
6. Dogs are not allowed at horsemastership events.
7. Check cinch for proper tightness before mounting.
8. All riders shall wear ASTM/SEI approved helmets with chinstrap properly snapped or attached – AT ALL TIMES WHEN MOUNTED.

WRITTEN EXAMINATIONS

The examination is to include 25 questions covering topics as listed in each respective level. May be multiple choice, true or false, and one-word fill in the blanks. Bonus questions may be included, not to be more than 15 points. Maximum 100 points. (Members with special learning considerations may ask for a reader for their written test.)

STATIONS

Stations will consist of 10 items to identify per station. Each station may be made from boards with pictures or actual items as listen in each respective level. Members will be given 5 minutes per station to identify items. Maximum 100 points. (Members with special learning considerations may ask for a reader for their stations test.)

AWARDS

Horsemastership is judged on the Danish system: members are not judged against one another but instead are judged against a standard. Ribbons will be given for each of the five tests in each level; 1-59 points: white, 60-84 points: red and 85-100: blue.

Medals will also be awarded based on total number of competitors in each level completing all five test within that level. The top 10% in each level will receive a gold medal*. The next 20% will be awarded silver and the next 20% will receive a bronze medal.

* Restrictions on gold medals:

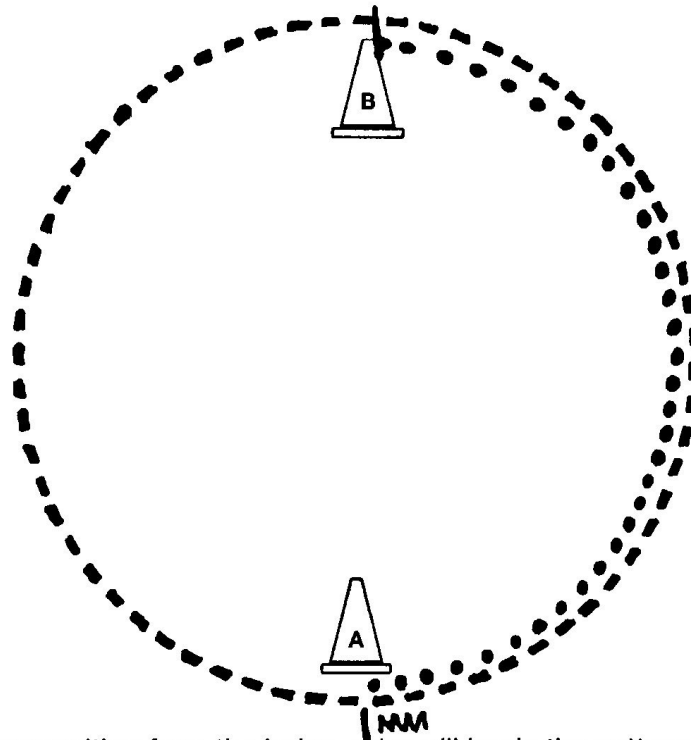
- Gold medals will not be awarded if member has received a score below 60 points (white ribbon) on any test.
- If the top 10% scores include points resulting in a white ribbon, a silver medal will be awarded.

SECTION III

HORSEMASTERSHIP PROGRAM LEVEL 1

<u>PART</u>	<u>CLASS</u>	<u>DESCRIPTION</u>
I	Written exam	Questions covering the parts of the horse, saddle, bridle, safety, breeds, color patterns, and horse markings.
II	Showmanship	Be waiting at cone A, at judge's signal, walk to cone B, halt, back 3 steps and set up for judge's inspection. At judge's signal, complete a 180-degree turn and walk to cone A. Continue to line up side by side on the rail.
III	Grooming	Member to demonstrate and answer questions to the judge on basic techniques of grooming, showing use of the quick-release slip knot, curry comb, dandy brush, hoof pick and mane brush, and how to blanket a horse. Emphasis will be on safety around the horse.
IV	Equitation	May be ridden either English or Western. The rider shall enter the arena at a walk and wait for acknowledgement from the judge to proceed with pattern. Upon recognition from the judge, rider shall begin the pattern tracking left. Circle at the walk from cone A to cone B, jog/trot the full circle. Halt at cone B. Reverse to the outside of the circle and walk to cone A, jog/trot full circle to cone A. Halt. Back 3 steps at cone A. Upon signal from the judge, rider will leave the arena at a walk.
V	Obstacle	May be ridden either English or Western. Obstacles will consist of: walk and trot/jog over poles, serpentine and a back thru chute.

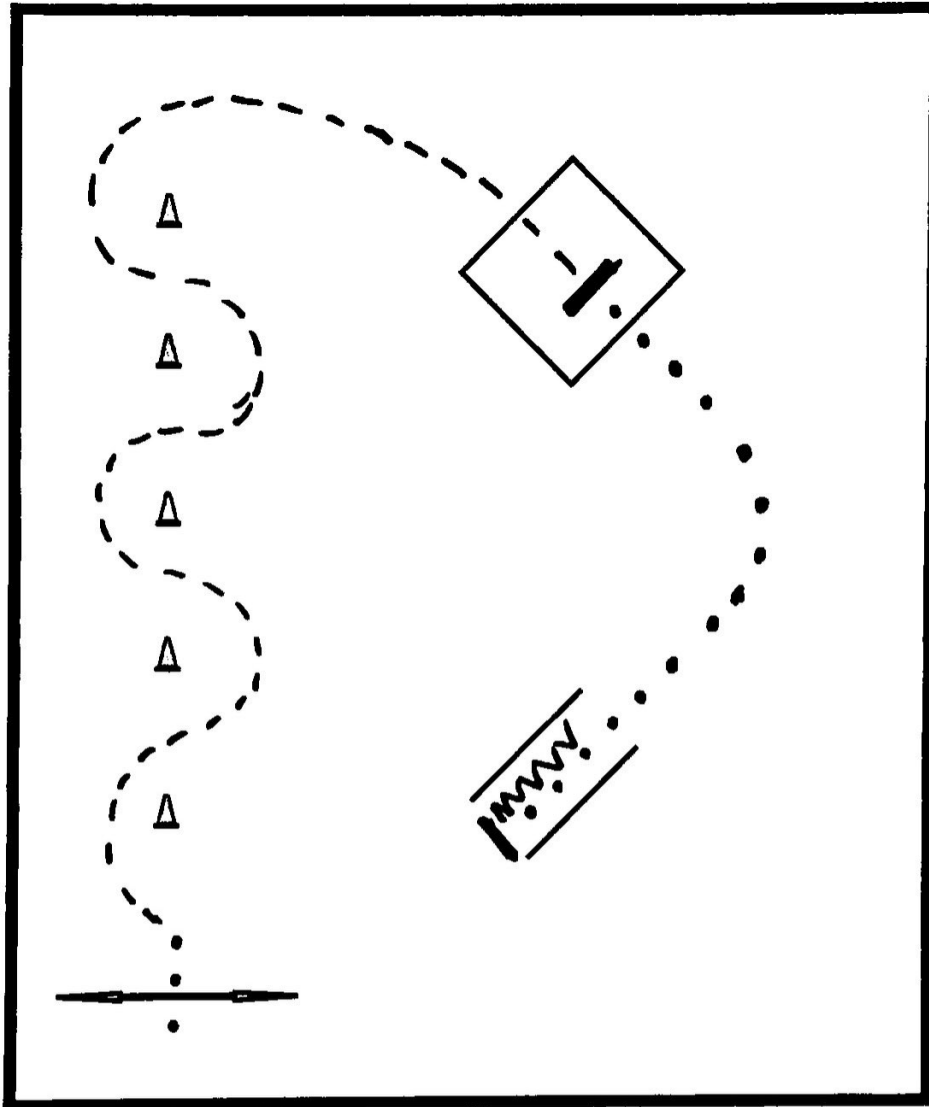
LEVEL 1 – EQUITATION PATTERN



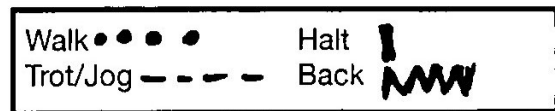
1. Upon recognition from the judge, rider will begin the pattern at cone A tracking left.
2. Circle at the walk from cone A to cone B.
3. Jog/Trot the full circle.
4. Halt at cone B.
5. Reverse to the outside of the circle and walk to cone A.
6. Jog/Trot full circle to cone A, halt.
7. Back three (3) steps at cone A.
8. Upon signal from judge, rider will leave the arena at a walk.



LEVEL 1 – OBSTACLE PATTERN



At judge's signal, begin at a walk thru open gate.
 Pick up jog/trot, go thru serpentine as shown.
 Jog/trot into box, halt.
 Walk out of box and into chute, halt.
 Back thru chute. Exit at a walk on judge's signal.



4H Horse Mastership Entry Form

Level One ONLY

Location:
McCoy's Equestrian Center
14280 Peyton Dr, Chino Hills, CA 91709

Date/Time:
April 15th 2023
Check in 9am
Show starts at 10am

Member's Name: _____

Address: _____ City: _____ Zip: _____

Club: _____ County: _____

Phone Number: _____ Email: _____

Member's Signature: _____ Date: _____

Parent's Signature: _____ Date: _____

Leader's Signature: _____ Date: _____

Horse's name: _____ Color: _____

Breed: _____ Gender: M / G Age: _____

Mounted Level 1	\$20	_____
Horseless Level 1	\$10	_____

Total: _____

Entries due: **April 8th 2023**

Please email entries to:

jguillem91@gmail.com

Checks or cash can be paid day of show at check in.